

# **INSTALLATION GUIDE**

---

**MFR-30FP**

MFR-3000 Front Panel

---

1<sup>st.</sup> Edition


# 1. Upon Receipt

---

MFR-30FP is an option front panel for MFR-3000 Main Unit Routing Switcher  
Equipped with a control panel for convenient crosspoint switching from the front.


Check your received items against the packing lists below. Check to ensure no damage has occurred during shipment. If damage has occurred, or items are missing, inform your supplier immediately.

ITEM	QTY	REMARKS
MFR-30FP	1	MFR-3000 Front Panel.
Installation Guide	1	(This guide)

 <b>CAUTION</b>	Front panel replacement should only be performed by qualified technical persons. Before replacing the front panel, turn the MFR-3000 power OFF and unplug the power cords.
---	--

# 2. MFR-30FP Installation


1. Release the screw on the MFR-3000 front panel.





2. Open slightly and slide upward to remove the front panel. If rack mount brackets are applied to MFR-3000, release the rack mount brackets screws.



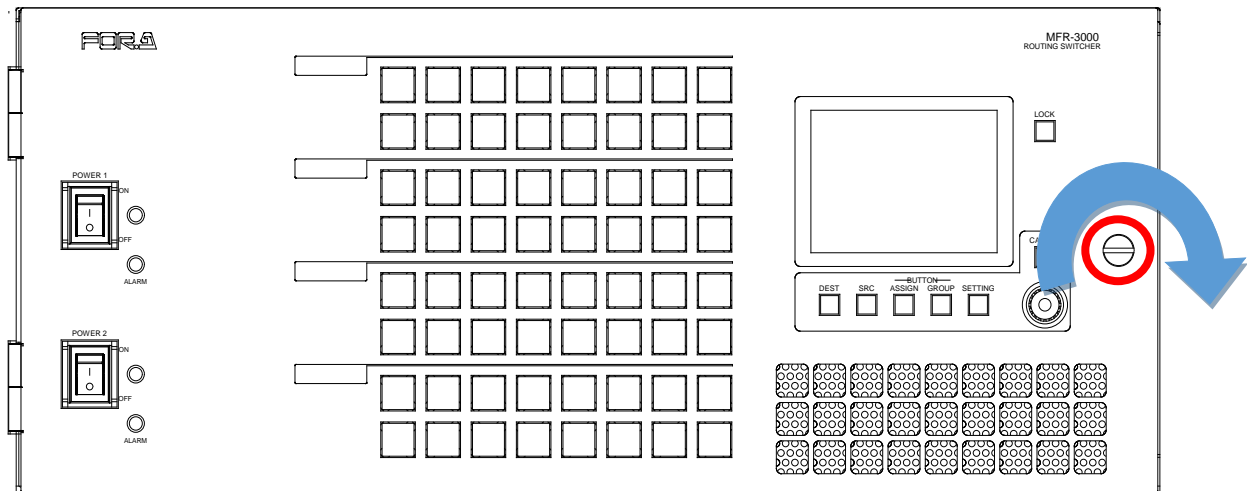
3. Fit the MFR-30FP in hinges and slide the panel down.



4. Connect the MFR-30FP cable to the connector inside the MFR-3000 as shown below, keeping the red cable edge on top.



5. Close the front panel and refasten the front panel screw.  
Refasten the rack mount brackets screws if they have been released.



The MFR-3000 Front Panel replacement is now complete.

### 3. Operation Verification

---

1. Connect all cables and turn on MFR-3000 and other connected devices.
2. Verify that MFR-30FP indicators are working.



**FOR-A COMPANY LIMITED**

Head Office 3-8-1 Ebisu, Shibuya-ku, Tokyo 150-0013, Japan  
Overseas Division Tel: +81(0)3 3446 3936 Fax: +81(0)3 3446 1470  
Japan Branch Offices Osaka/Okinawa/Fukuoka/Hiroshima/Nagoya/Sendai/Sapporo  
R&D/Production Sakura Center/Sapporo Center

**FOR-A Corporation of America**

11155 Knott Ave., Suite G&H, Cypress, CA 90630, USA.  
Tel: +1 714 894 3311 Fax: +1 714 894 5399

**FOR-A Corporation of America East Coast Office**

2 Executive Drive, Suite 670, Fort Lee Executive Park, Fort Lee, NJ 07024, USA  
Tel: +1 201 944 1120 Fax: +1 201 944 1132

**FOR-A Corporation of America Distribution & Service Center**

2400 N.E. Waldo Road, Gainesville, FL 32609, USA  
Tel: +1 352 371 1505 Fax: +1 352 378 5320

**FOR-A Corporation of America Miami Office**

8333 North West 53rd Street Suite 427 Doral, FL 33166, USA  
Tel: +1 305 931 1700 Fax: +1 714 894 5399

**FOR-A Corporation of Canada**

1131A, Leslie Street Suite 209, Toronto, Ontario M3C 2J6, Canada  
Tel: +1 416 977 0343 Fax: +1 416 977 0657

**FOR-A Europe S.r.l.**

Via Volturmo 37, 20861 Brugherio MB, Italy  
Tel: +39 039 91 64 811 Fax: +39 039 878 140

**FOR A UK Limited**

Trident Court, 1 Oakcroft Road, Chessington, KT9 1BD, UK  
Tel: +44 (0)20 3044 2935 Fax: +44(0)20 3044 2936

**FOR-A Italia S.r.l.**

Via Volturmo 37, 20861 Brugherio MB, Italy  
Tel: +39 039 881 086/103 Fax: +39 039 878 140

**FOR-A Corporation of Korea**

1007, 57-5, Yangsan-ro, Yeongdeungpo-gu, Seoul 150-103, Korea  
Tel: +82 (0)2 2637 0761 Fax: +82 (0)2 2637 0760

**FOR-A China Limited**

708B Huateng Building, No. 302, 3 District, Jinsong, Chaoyang, Beijing 100021, China  
Tel: +86 (0)10 8721 6023 Fax: +86 (0)10 8721 6033

**FOR-A Middle East-Africa Office**

Dubai Media City, Aurora Tower, Office 1407, P.O. Box 502688, Dubai, UAE  
Tel: +971 (0)4 551 5830 Fax: +971 (0)4 551 5832

**Agiv (India) Private Limited (FOR-A India)**

2nd Floor, Valecha Chambers, Link Road, Andheri(W), Mumbai 400053  
Tel: +91-22-26733623 Fax: +91-22-26393415