

3G/HD/SD Video Switcher

HVS-490 "HANABI"

NDI

FOR.A<sup>®</sup>

花火  
HANABI

3G/HD/SD Video Switcher

HVS-490

HANABI



# Our production switcher leverages the creative power of the HANABI series.

The HVS-490 switcher offers flexible expansion, opening the door to even more affordable 4K, NDI® production. Exclusive MELite™ technology extends the switcher's 2 M/Es to offer 6 M/E performance.\* Expand your switching capabilities even more by assigning FLEXaKEY™ or feature rich 2.5D DVE, for compositing with up to 12 keys. Take advantage of this truly broad range of switching in live production.



\* Using an optional HVS-49IO card. In 4K mode, 1 M/E + 1 MELite is available.



## Highlights

### 1 MELite™

MELite expands the capabilities of AUX transitions. With an AUX bus, users can preview transitions before executing them, and enjoy the same control over AUX output as for PGM or PST. Two MELites are provided, and an optional HVS-49IO card brings the total to four. Assigning FLEXaKEY to a MELite expands the system, adding the equivalent of two M/E buses to the standard two Full M/E's and bringing the total available to four. 4-6 M/E performance is possible in this 2 M/E switcher.

- Preview output from an AUX bus when applying transitions (cut, mix, or wipe) or keying. This ground-breaking technology makes sure your production is ready for virtually any request.
- For greater impact and more sophisticated switching, MELite can be assigned before M/E buses.
- Any M/E can be assigned to multiple on stage monitors for independent background transitions and graphics transitions all from the same control panel.

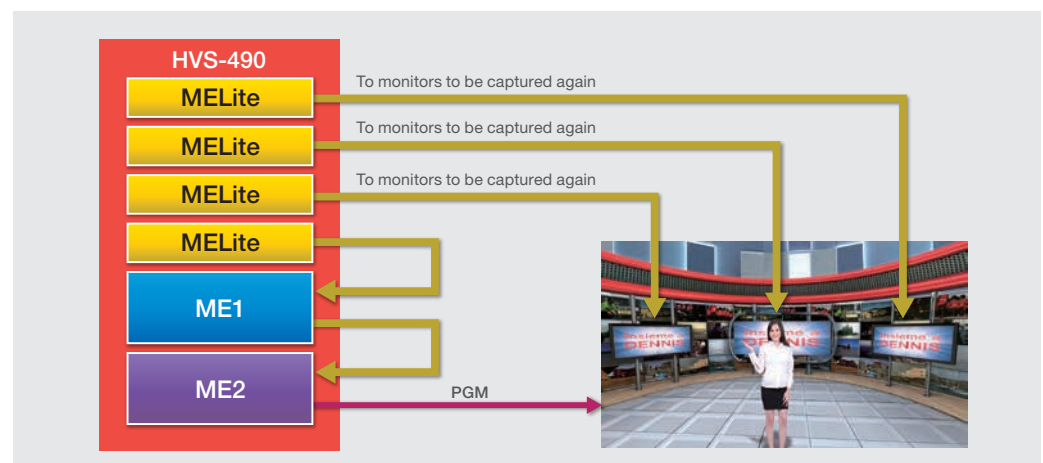
### 2 FLEXaKEY™

Special FLEXaKEY keyers are designed for flexible reassignment. The four FLEXaKEYs provided operate separately from standard keyers of the full M/E buses. Easy keying of four different FLEXaKEYs in any AUX bus is another feature that enables impressive performances beyond the reach of conventional switchers.

- Quad FLEXaKEY system can be freely assigned to M/E or AUX buses. Combine up to eight keyers for an M/E bus (4 keyers + 4 FLEXaKEYs).
- P-in-P display is possible using an AUX bus, and assigning FLEXaKEY to an MELite enables use as an upstream key.
- FLEXaKEY can also be applied to create a multi-monitor video wall with a single HVS-490.

#### Sophisticated performances using MELite and FLEXaKEY

- By adding HVS-49IO
- In 4K mode, 1 M/E + 1 MELite



### 3 DVEs

Choose from cut, mix, or wipe transitions. In addition to 100 wipe patterns, the switcher offers 16 useful 2.5D DVE wipes such as rotate, perspective and reposition. Other rich effects include mosaic, posterization, pseudo color and defocus are also provided.



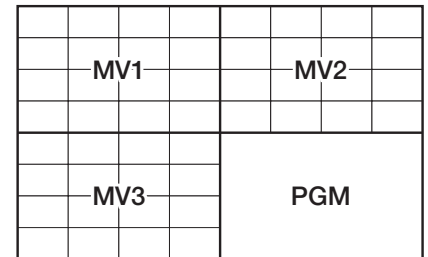
### 4 Extensive input/output, NDI input/output

16 video inputs are provided, expandable to 40, along with 9 video outputs (including 1 HDMI port) that are expandable to 22 (including 2 HDMI ports). For 4K\*, 8 to 10 inputs and 6 to 7 (including 2 HDMI ports) outputs (expandable to 7) are provided. With HVS-NIF installed, supports NDI High Bandwidth and NDI HX input and output, with 8 inputs/4 outputs per card. See "Options" for details on expansion cards.

\* HVS-49IO and HVS-49EXP4K are required for supporting 4K.

## 5 Standard multi viewer output

The HVS-490 provides three displays (two displays in SD mode) of multi viewer output, each supporting up to 16-split display in 4K 2SI mode and up to 4-split display in 4K SQD mode. 39 screen layouts each are available. This provides an optimal monitoring environment for both the main operator and other users. 4K output is supported via HDMI 2.0 Level B. Monitor four images on one screen via HDMI outputs.



Via HDMI 2.0 Level B output

## 6 Digital audio I/O (optional\*1)

Supports 4 AES (8 channels) of balanced or unbalanced audio input/output with HVS-49AES, and supports up to 64 channels of Dante audio input/output per HVS-DNT\*2.

\*1 See page 12 for details of HVS-49AES and HVS-DNT. \*2 HVS-DNT is to be supported.

## 7 2SI/SQD 4K mode (optional\*)

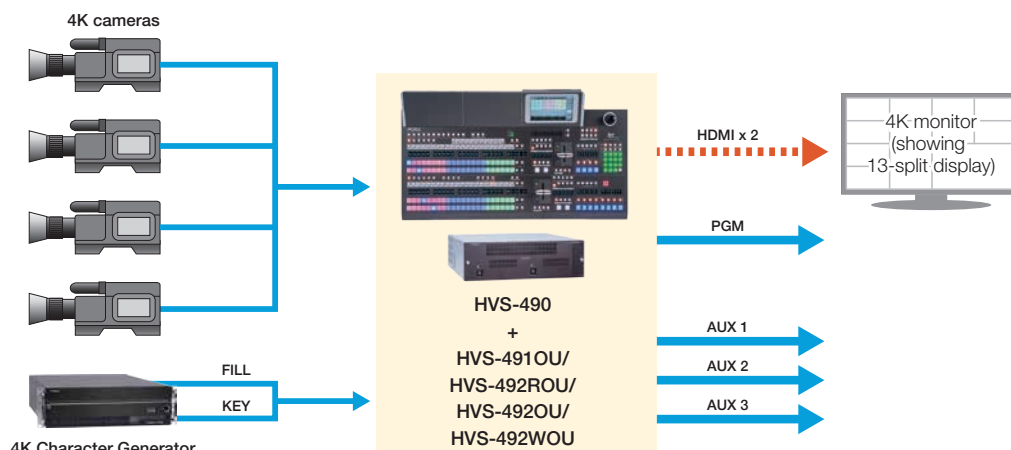
The switcher processes 4K video from the quad 3G-SDI output of 4K cameras in 2SI (2-sample interleave) or SQD (square division) format.

\* With HVS-49EXP4K software and HVS-49IO card. Please see Page14 and Page15 for 4K mode specification.

### Example of 4K system configuration

The HVS-490 was designed with future 4K upgrading in mind. By adding optional expansion cards, it provides up to 10 4K inputs and 6 outputs or 8 4K inputs and 7 outputs.

What's more, unique use of AUX buses enables a 4K switcher to have the equivalent of 1-1.5 M/E features.



## HVS-NIF for NDI Connectivity

HVS-NIF interface cards provide NDI High Bandwidth connectivity for high-quality, low-latency video transmission and NDI HX for low bit rate transmission. The cards make it easy to build a mixed baseband/IP system you can use to exchange video and audio over a network with other NDI equipment. This is extremely effective for live video production -whether you are shooting remotely or enjoying easy streaming from computers connected via NDI.

### HVS-NIF Features

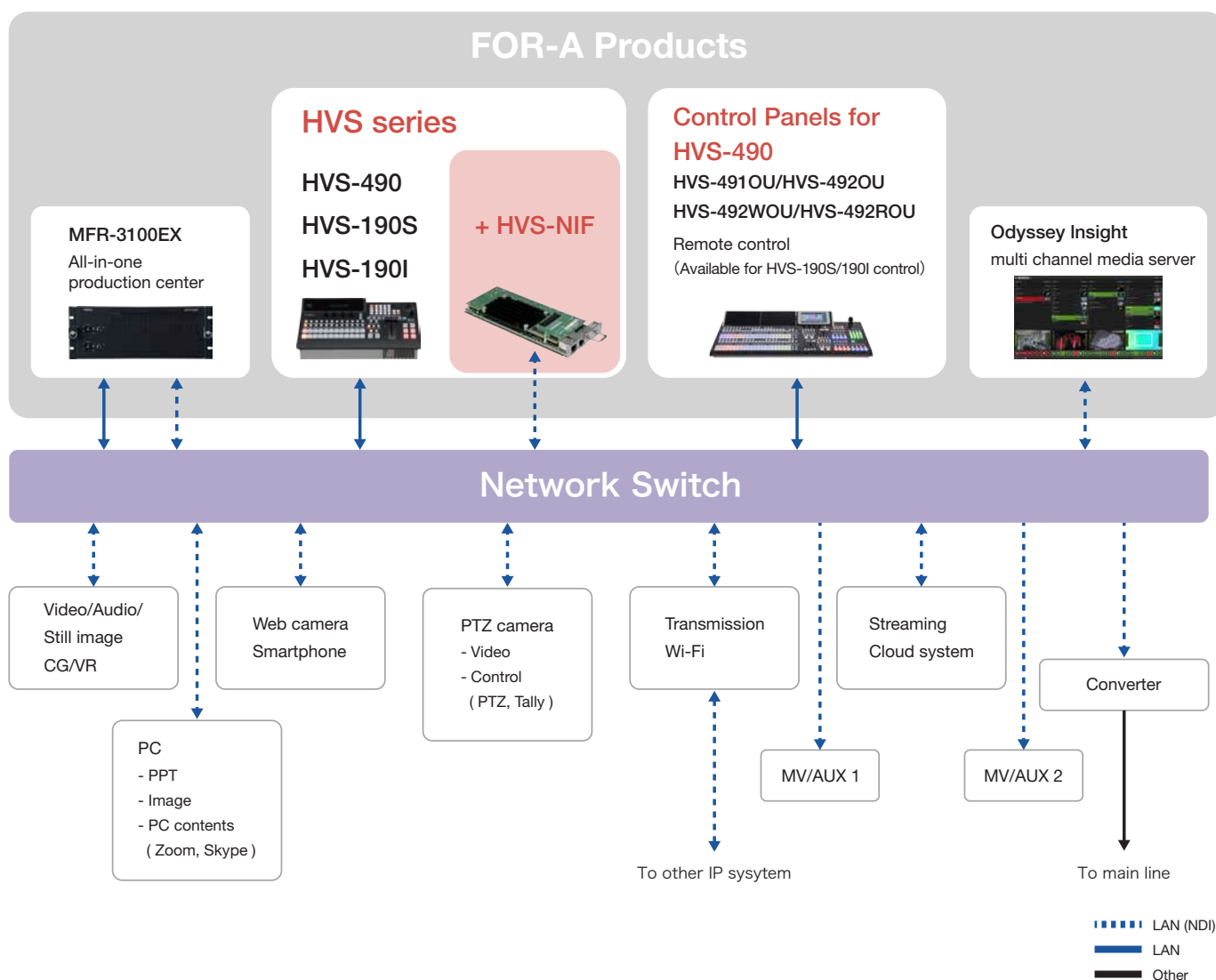


- Supports NDI High Bandwidth and NDI HX input and output.
- Supports 3G/HD-SDI format, with 4 MoIP inputs<sup>\*1</sup>/2 MoIP outputs per card.
- Supports alpha channel receiving<sup>\*2</sup>.
- Add up to 2 cards to HVS-490<sup>\*3</sup>, 3 to HVS-190S or 2 to HVS-190I.
- Frame sync for all inputs.
- Proc amp functionality: adjust source video luminance, saturation or hue.
- Remote camera operation.
- Dual Gigabit Ethernet ports.
- Hardware-based codec processing for peace of mind when building MoIP systems.

\*1 NDI High Bandwidth: up to 3 inputs for 1080/59.94p or 50p signals. \*2 NDI High Bandwidth only.

\*3 HVS-NIF is not support SD and 4K formats.

### Live Solutions with NDI

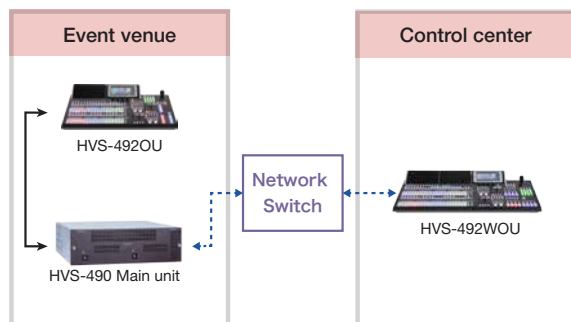


## HVS-NIF for NDI Connectivity

### ■ Remote Control

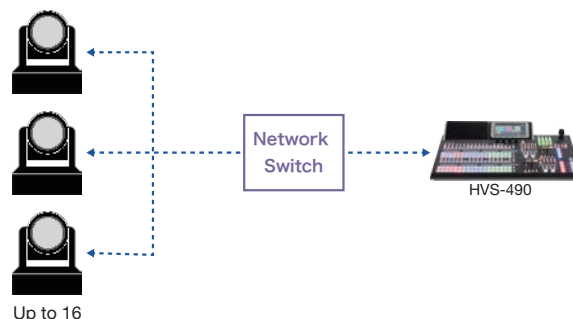
Set up HVS-190S/190I\* at venues to manage events remotely from a control panel at your base of operations.

\* HVS-190S is shown in the following example.



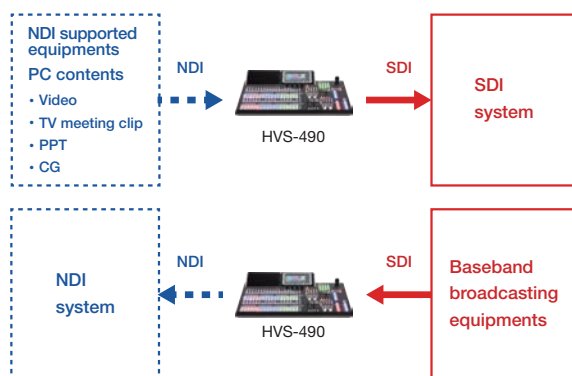
### ■ PTZ Camera Control

Control multiple PTZ cameras—pan, tilt, or zoom, activate tally lights, set or apply presets, or use stored macros for video switching coordinated by bus buttons. Connect to up to 16 cameras.



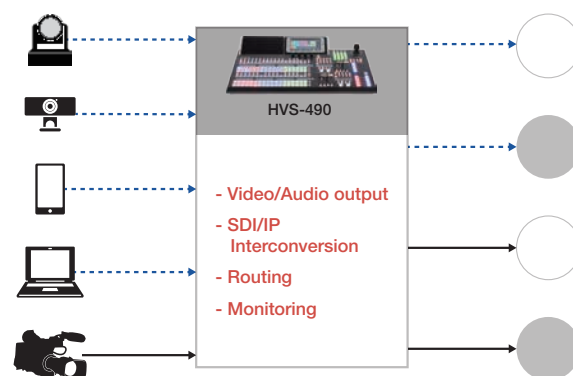
### ■ Support to Build SDI/NDI Mixed System

Easily add devices or computer content compatible with NDI output (such as videos, videoconferencing streams, presentations, or computer graphics) to SDI systems. Reliable baseband switchers can also be added to your NDI system.



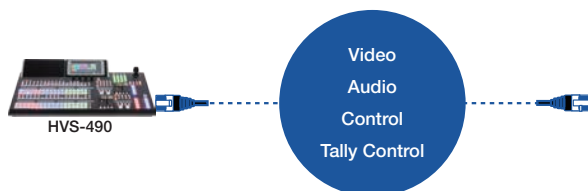
### ■ SDI/IP Conversion and Routing

Add PTZ camera output, computer content, or other sources to SDI equipment, and freely convert between SDI and IP while routing video/audio from a single switcher to multiple devices. SDI/IP sources and output can be arranged side by side with the built-in multi viewer for monitoring over IP.



### ■ 2-way Transfer of Many Signals Using only LAN Cable

Two-way transfer with multiple video, audio, control, or tally systems using only one LAN cable.



### ■ Excels in Many Applications

Beneficial for broadcasting, live production, corporate events, or other applications, regardless of the market.



## Examples of Application

### Mixed SDI/NDI Production

Video feeds with both on-site and remote performers can be sent to the switcher along with computer content. In addition to the PGM bus, provides an ample selection of Aux buses (12) that can be used to send any video back to remote talent.

### SDI/IP Simulcasts

Simultaneously with SDI playout, connect to streaming sites via an IP stream, enabling mixed or coordinated broadcasts of both sources.

## Applications

### Live staging

The HVS-490 has an incredibly powerful feature set that makes it ideal for live staging and event applications where systems must be set up quickly and temporarily. Event memory and macro functions make it easier to prepare for performances. MELite eliminates the need to have several switchers ready for multi-monitor staging, greatly reducing the equipment required. It's essential to keep production simple and easy to prevent mistakes and help operators focus on staging. At sites where PTZ cameras are used, it is possible to operate from a switcher by installing HVS-NIF and supporting NDI. Enables operation with fewer people.



### Mobile OB and Up-Link production trucks

With its robust feature set, the HVS-490 is perfect for small mobile video production or Up-Link where space is limited. The HVS-490 switcher offers a rich feature set perfect for live or recorded production. With integrated frame synchronizers and multi viewers, the HVS-490 can reduce the amount of equipment required in the truck. Using multiple FOR-A control panels, the system can also provide an environment for several operators each in charge of separate tasks - for example one for the main event and a second for a web cut of the same event.



## Full-featured control

\*The following specification is for HD/SD mode. Please see page 14-15 for 4K mode specifications.

### Frame Synchronizer

Every input in the HVS-490 is outfitted with frame synchronizers that enable switching of synchronous and asynchronous video signals. Installation of optional expansion cards supports asynchronous input signals from PCs, etc. Each input is also equipped with a process amplifier capable of adjusting the video level, chroma level, and hue of the input signal.

### Re-sizing Engine

Up re-sizing feature is provided on 4 of the standard inputs. This achieves a fully mixed SD/HD environment with the HVS-490. This is ideally suited for re-sizing not only SD signals but also PC video.\*

\* With HVS-100PCI PC input card

### Audio playback support

Available during Graphic-Wipe transitions is the ability to play back audio with video in the internal media players and integrate sound effects.

### External Interfaces

Plentiful interfaces include GPI IN (19 inputs), GPI IN/TALLY OUT (22 outputs), Alarm output (cooling fan, power), RS-422 (for editing or other interfaces), and Ethernet (for control from a computer). GPI ports on the operation unit also support up to 6 inputs and 6 outputs.



### Macro Function

A macro function enables you to store and register a series of operations and then perform complicated operations with one push of a button.



## ■ Keyer

For HD input, 2.5D DVEs can be assigned to all four keyers of each M/E and all four FLEXaKEYs.\* The four chroma keys provided can also be assigned to each keyer or FLEXaKEY. Edge effects (configurable up to 8h) are also available for each keyer as a standard feature.

\* With 1080/59.94p or 1080/50p input, assigning 2.5D DVEs to all keyers at the same time requires an optional HVS-49DVE. Share up to 8 DVEs among keyers, FLEXaKEYs, and transitions in a standard configuration.



## ■ GUI Control Function

Thanks to a built-in Web server, the HVS-490 can be controlled from a computer connected via Ethernet. Settings can also be adjusted from mobile devices connected via Wi-Fi to a local access point.

## ■ Color Corrector Function

4 color correctors are available per M/E.

## ■ Sequence Function

Up to 30 patterns can be registered.

## ■ Event Memory/User Button

Up to 100 registers of control panel configurations can be stored as events. Event memories can be recalled easily from the user buttons on the control panels and remote control panels. Operators can freely set the transition durations and effects. By storing events in advance, operators can use event memories to make performances more exciting and expressive, simply by pressing buttons during the event. And because a variety of HVS-490 functions can be freely assigned to user buttons, operators can customize control panels as they wish.



## ■ 4 Still/Clip Stores

Load video input signals or PGM output signals as stills,\* or import data (either stills or clips with total 1760 frames) created on a computer for use as wipes. Stills and clips are loaded from a control panel and computer. Using the backup feature, you can also save stills or clips to an optional SSD in the switcher to load the data when the HVS-490 is restarted.

\* PNG, JPEG, TGA, and BMP supported

# Convenient Control Panels

Choose from HVS-4910U, HVS-492ROU, HVS-492OU or HVS-492WOU panels to suit your applications.

Advantages include enhanced usability and accurate control through customizable RGB button lights assigned to specific video material or button functions, an OLED display for material, a 7-inch touch panel, source and macro name display, and more. Direct input via a three-axis (XYZ) joystick, menu control knobs, and a keypad. A range of functions can also be assigned to user buttons in convenient locations on the control panel. Use an SD card to load or save configuration files and stills. Remote setup, control, and previews are possible via the switcher's internal Web server.



HVS-4910U



HVS-492ROU



HVS-492OU

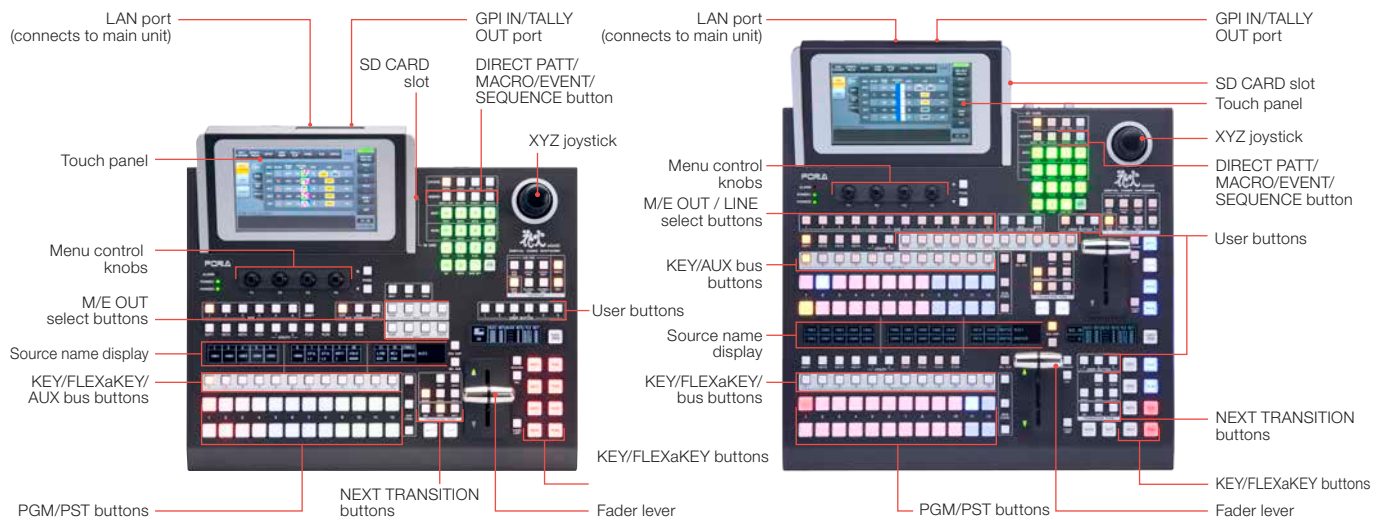


HVS-492WOU




**HVS-4910U** 1 M/E (12 buttons) Control Panel


**HVS-492ROU** 2 M/E (12 buttons) Control Panel



**HVS-4920U** 2 M/E (18 buttons) Control Panel

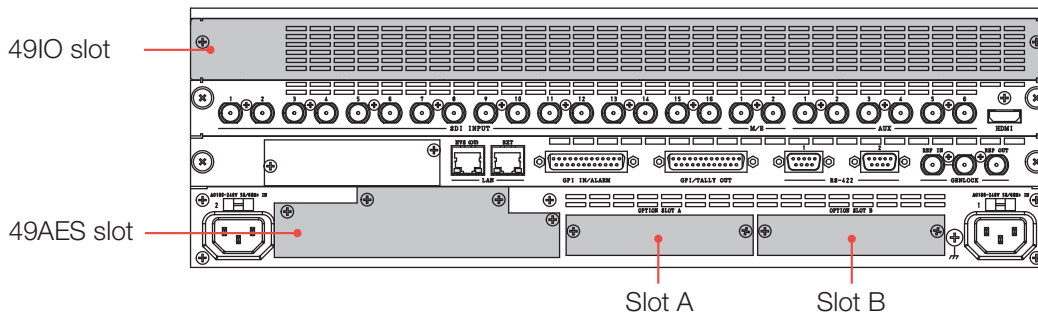


**HVS-492WOU** 2 M/E (22 buttons) Control Panel



## Expansion cards

Add the number of interfaces or the extended features you need by installing expansion cards in the 3 slots.



### HVS-NIF available for slot A or B

#### NDI I/F Card

Optional card for NDI connectivity. Supports High bandwidth NDI High Bandwidth and NDI HX input and output, with 4 inputs/2 outputs per card. Proc amp, tally light control, remote camera operations (PTZ), and other functionality included.



### HVS-49IO available for 49IO slot

#### 16 Inputs / 9 Outputs Expansion Card

16 3G/HD-SDI inputs, 8 outputs, and 1 HDMI output are possible with a single card. A frame synchronizer function for all inputs and re-sizing (expansion) function for 4 inputs are provided. SD images can be processed internally as HD images. Compatible with both Level-A and B signal input when 3G-SDI signals are supplied. (Level-B signals are automatically converted to Level-A.)

### HVS-100DI-A available for slot A or B

#### 3G/HD/SD\*-SDI Input Card

4 channels of 3G/HD/SD<sup>11</sup>-SDI input are possible with a single card. A frame synchronizer function for all inputs and re-sizing (expansion) function for 2 inputs are provided. Compatible with both Level-A and B signal input when 3G-SDI signals are supplied. (Level-B signals are automatically converted to Level-A.)

\* HVS-49SD is required.



### HVS-100DO available for slot A or B

#### 3G/HD/SD\*-SDI Output Card

2 channels of 3G/HD/SD<sup>11</sup>-SDI output are possible with a single card. As down-converters are provided for all outputs, HD and SD images can simultaneously be output.

\* HVS-49SD is required.



### HVS-100AI available for slot A or B

#### Analog Input Card

2 channels of analog video signal input are possible with a single card. Input terminal 2 is a dedicated connector (conversion connector supplied). The user can select between analog composite and analog component (HD or SD\*) input for each input terminal.

\* HVS-49SD is required.



### HVS-100AO available for slot A or B

#### Analog Output Card

2 channels of analog video signal output are possible with a single card. Output terminal 2 is a dedicated connector (conversion connector supplied). The user can select between analog composite and analog component (HD or SD\*) output for each output terminal.

\* HVS-49SD is required.



**HVS-100PCI** available for slot A or B**PC Input Card**

HDMI and VGA terminals have been mounted onto a single card.  
2 input channels are possible using both.

**HVS-100PCO** available for slot A or B**PC Output Card**

HDMI and VGA terminals have been mounted onto a single card.  
2 output channels are possible using both.

**Resolutions supported by input cards**

HD mode*1	Resolution	Supported Resolutions
	1080/59.94p	1024 x 768/60Hz (XGA), 1280 x 1024/60Hz (SXGA), 1280 x 768/60Hz (WXGA), 1600 x 1200/60Hz (UXGA), 1920 x 1200/60Hz (WUXGA), 1920 x 1080/59.94p (HDTV)
	1080/50p	1024 x 768/60Hz (XGA)*2, 1280 x 1024/60Hz (SXGA)*2, 1280 x 768/60Hz (WXGA)*2, 1600 x 1200/60Hz (UXGA)*2, 1920 x 1200/60Hz (WUXGA)*2, 1920 x 1080/50p (HDTV)
	1080/29.97p	1920 x 1080/29.97p (HDTV)
	1080/25p	1920 x 1080/25p (HDTV)
	1080/24p	1920 x 1080/24p (HDTV)
	1080/23.98p	1920 x 1080/23.98p (HDTV)
	1080/59.94i	1024 x 768/60Hz (XGA), 1280 x 1024/60Hz (SXGA), 1280 x 768/60Hz (WXGA), 1600 x 1200/60Hz (UXGA), 1920 x 1200/60Hz (WUXGA), 1920 x 1080/59.94i (HDTV)
	1080/50i	1024 x 768/60Hz (XGA)*2, 1280 x 1024/60Hz (SXGA)*2, 1280 x 768/60Hz (WXGA)*2, 1600 x 1200/60Hz (UXGA)*2, 1920 x 1200/60Hz (WUXGA)*2, 1920 x 1080/50i (HDTV)
	1080/29.97PsF	1024 x 768/60Hz (XGA), 1280 x 1024/60Hz (SXGA), 1280 x 768/60Hz (WXGA), 1600 x 1200/60Hz (UXGA), 1920 x 1200/60Hz (WUXGA), 1920 x 1080/29.97PsF (HDTV)
	1080/25PsF	1024 x 768/60Hz (XGA)*2, 1280 x 1024/60Hz (SXGA)*2, 1280 x 768/60Hz (WXGA)*2, 1600 x 1200/60Hz (UXGA)*2, 1920 x 1200/60Hz (WUXGA)*2, 1920 x 1080/25PsF (HDTV)
	720/59.94p	1024 x 768/60Hz (XGA), 1280 x 1024/60Hz (SXGA), 1280 x 768/60Hz (WXGA), 1280 x 720/59.94p (HDTV)
	720/50p	1024 x 768/60Hz (XGA)*2, 1280 x 1024/60Hz (SXGA)*2, 1280 x 768/60Hz (WXGA)*2, 1280 x 720/50p (HDTV)
SD mode	625/50i	640 x 480/60Hz (VGA)*2, 800 x 600/60Hz (SVGA)*2, 1024 x 768/60Hz (XGA)*2, 720 x 576/50i (SDTV, PAL)
	525/60i	640 x 480/60Hz (VGA), 800 x 600/60Hz (SVGA), 1024 x 768/60Hz (XGA), 720 x 480/60i (SDTV, NTSC)

**Resolutions supported by output cards**

HD mode*1	Resolution	Supported Resolutions
	1080/59.94p	1280 x 1024/60Hz (SXGA), 1600 x 1200/60Hz (UXGA), 1680 x 1050/60Hz (WSXGA), 1920 x 1200/60Hz (WUXGA), 1920 x 1080/59.94p (HDTV)
	1080/50p	1280 x 1024/60Hz (SXGA)*2, 1600 x 1200/60Hz (UXGA)*2, 1680 x 1050/60Hz (WSXGA)*2, 1920 x 1200/60Hz (WUXGA)*2, 1920 x 1080/50p (HDTV)
	1080/29.97p	1280 x 1024/60Hz (SXGA), 1600 x 1200/60Hz (UXGA), 1680 x 1050/60Hz (WSXGA), 1920 x 1200/60Hz (WUXGA), 1920 x 1080/29.97p (HDTV)
	1080/25p	1280 x 1024/60Hz (SXGA)*2, 1600 x 1200/60Hz (UXGA)*2, 1680 x 1050/60Hz (WSXGA)*2, 1920 x 1200/60Hz (WUXGA)*2, 1920 x 1080/25p (HDTV)
	1080/24p	1920 x 1080/24p (HDTV)
	1080/23.98p	1920 x 1080/23.98p (HDTV)
	1080/59.94i	1280 x 1024/60Hz (SXGA), 1600 x 1200/60Hz (UXGA), 1680 x 1050/60Hz (WSXGA), 1920 x 1200/60Hz (WUXGA), 1920 x 1080/59.94i (HDTV)
	1080/50i	1280 x 1024/50Hz (SXGA), 1280 x 1024/60Hz (SXGA)*2, 1600 x 1200/50Hz (UXGA), 1600 x 1200/60Hz (UXGA)*2, 1680 x 1050/50Hz (WSXGA), 1680 x 1050/60Hz (WSXGA)*2, 1920 x 1200/50Hz (WUXGA), 1920 x 1200/60Hz (WUXGA)*2, 1920 x 1080/50i (HDTV)
	1080/29.97PsF	1280 x 1024/60Hz (SXGA), 1600 x 1200/60Hz (UXGA), 1680 x 1050/60Hz (WSXGA), 1920 x 1200/60Hz (WUXGA), 1920 x 1080/29.97PsF (HDTV)
	1080/25PsF	1280 x 1024/50Hz (SXGA), 1280 x 1024/60Hz (SXGA)*2, 1600 x 1200/50Hz (UXGA), 1600 x 1200/60Hz (UXGA)*2, 1680 x 1050/50Hz (WSXGA), 1680 x 1050/60Hz (WSXGA)*2, 1920 x 1200/50Hz (WUXGA), 1920 x 1200/60Hz (WUXGA)*2, 1920 x 1080/25PsF (HDTV)
	720/59.94p	1280 x 1024/60Hz (SXGA), 1280 x 768/60Hz (WXGA), 1280 x 720/59.94p (HDTV)
	720/50p	1280 x 1024/50Hz (SXGA), 1280 x 1024/60Hz (SXGA)*2, 1280 x 768/50Hz (WXGA), 1280 x 768/60Hz (WXGA)*2, 1280 x 720/50p (HDTV)
SD mode	625/50i	800 x 600/50Hz (SVGA), 800 x 600/60Hz (SVGA)*2, 720 x 576/50i (SDTV, PAL)
	525/60i	800 x 600/60Hz (SVGA), 720 x 480/60i (SDTV, NTSC)

\*1 HDCP-incompatible.

\*2 Distortion occurs with 25 or 50 fps source video at a refresh rate of 60 Hz.

**HVS-49AES** available for 49AES slot**Digital Audio I/O Card**

Supports 4 lines (8 channels) of balanced or unbalanced audio input and output.

**HVS-49DVE****2.5D DVE Expansion Card**

Supports 8 channels of DVE output as standard at 1080/59.94p, 50p. With a single card, DVEs are available for all keyers and FLEXaKEYs when 1080/59.94p, 50p and 4K formats are used.

**HVS-DNT\*** available for slot A or B**Dante Audio Card**

HVS-DNT is the expansion card that supports up to 64 channels of Dante audio input/output per card. Up to 3 cards can be mounted to HVS-190S and 2 cards to HVS-190I. Supports redundancy. Provides 2 BNCs and expansion up to 2 channels by switching between SDI input/output.

\* To be supported.

**Other options****HVS-AUX16B/AUX16D****Tabletop Auxiliary Unit**

16-button tabletop AUX remote control panel.



HVS-AUX16B

HVS-AUX16D  
16-button model with display**HVS-49SSD240G****SSD Option**

SSD for storing stills and clips of any other data.

**HVS-TALR32/HVS-TALOC32****Tally Control Unit**

Connect up to 3 of the following half-rack tally units to a single HVS-490.

- HVS-TALR32: Relay type, 32 contacts.
- HVS-TALOC32: Open collector type, 32 contacts.

**Rack Mount Brackets**

Rack Mount Brackets for Operation Units

**HVS-AUX16A/AUX16C/AUX32A/AUX64A****Auxiliary Unit**

16- and 32-button models are 1RU size, and 64-button models are 2RU. Up to 10 AUX units can be connected via Ethernet. Greatly expand switcher versatility by assigning AUX source previews or a variety of functions to each button.



HVS-AUX16A

HVS-AUX16C  
16-button model with display

HVS-AUX32A



HVS-AUX64A

**HVS-49PSM/49PSO****Redundant Power Supply Unit**

HVS-49PSM provides a redundant power supply for HVS-490.

HVS-49PSO is available for HVS-4910U, HVS-492ROU, HVS-4920U or HVS-492WOU.

**Options****Software**

Supports 4K formats or video systems used for editing.

**HVS-49EXP4K****4K Format Option Software**

Adds support for 4K (3840 x 2160/59.94p, 50p, 2SI/SQD) input and output.\*

\* HVS-49IO is required.

**HVS-49ED****Editor Control Software**

Adds support for protocols used for editing on other video systems (BVS/DVS, GVG).

**HVS-49SD****SD Format Option Software**

Adds support for SD (625/50i, 525/60i) signals.



**FOR-A COMPANY LIMITED** [www.for-a.com](http://www.for-a.com)

ISO 9001 and 14001 certified  
(Sakura R&D)

**Head Office:**

3-8-1 Ebisu, Shibuya-ku, Tokyo 150-0013, Japan  
Tel: +81 (0)3-3446-3936

**FOR-A Corporation of America  
Corporate Office/Service Center:**

11155 Knott Ave., Suite G, H & I, Cypress, CA 90630, U.S.A.  
Tel: +1 714-894-3311

**FOR-A Corporation of America Northeast Office:**

Tel: +1 973-220-8471

**FOR-A Corporation of America Southeast Office:**

Tel: +1 305-773-7608

**FOR-A Corporation of America Support Center:**

2400 N.E. Waldo Road, Gainesville, FL 32609, U.S.A.  
Tel: +1 352-262-5779

**FOR-A Latin America and the Caribbean Miami Office:**

Tel: +1 657-600-5759

**FOR-A Latin America and the Caribbean Sao Paulo Office:**

Tel: +55 11-99913-3751

**FOR-A Latin America and the Caribbean Mexico City Office:**

Tel: +52-55-5072-4969

**FOR-A Europe S.r.l.:**

Via Volturmo, 37, 20861 Brugherio MB, Italy  
Tel: +39 (0)39-916-4811

**FOR-A UK Limited:**

Trident Court, 1 Oakcroft Road, Chessington, KT9 1BD, UK  
Tel: +44 (0)20-3044-2935

**FOR-A Italia S.r.l.:**

Via Volturmo, 37, 20861, Brugherio MB, Italy  
Tel: +39 (0)39-881-086

**FOR-A Corporation of Korea:**

1007, 57-5, Yangsan-ro, Yeongdeungpo-gu, Seoul 07271, Korea  
Tel: +82 (0)2-2637-0761

**FOR-A China Limited:**

1618A Huateng Building, No. 302, 3 District, Jinsong, Chaoyang,  
Beijing 100021, China  
Tel: +86 (0)10-8721-6023

**FOR-A Middle East-Africa Office:**

DSC Tower, Office 207, Dubai Studio City,  
P.O. Box 502688, Dubai, UAE  
Tel: +971 (0)4-551-5830

**FOR-A India Private Limited Corporate Office:**

Unit No: 800, World Trade Tower, Sector-16, Noida-201301, Uttar  
Pradesh, India  
Tel: +91-120-4238674 / +91-120-4252330

**FOR-A India Private Limited Mumbai Office:**

202-203, Wellington Business Park No-01, Marol, Off, Andheri Kurla  
Road, Andheri East, Mumbai-400059, Maharashtra, India  
Tel: +91 22-49795570

**FOR-A South East Asia Hong Kong Office:**

Studio 09, Rm. A1, 3/F., Phase 1, Hang Fung Ind. Bldg., 2G Hok  
Yuen St., Hung Hom, Hong Kong  
Tel: +852-2110-9227

**FOR-A South East Asia Singapore Office:**

Tel: +65-8686-8086