

# Frame Synchronizer / Time Base Corrector


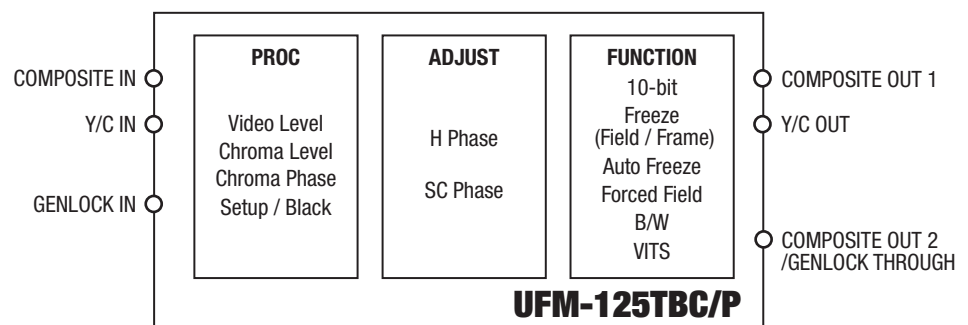
## UFM-125TBC/P

The UFM-125TBC/P is a Frame Synchronizer/Time Base Corrector. It corrects time axis distortion and synchronization phases through 10-bit processing.

### Features

- Analog composite video input/output compatible. (Y/C is also supported.)
- 4:2:2 component internal signal processing.
- 10-bit signal processing.
- Digital Encoder/Decoder ensure high quality and stable signal output.
- Full frame memory to prevent picture field inversion during processing.
- Process control functions (video level, chroma level, setup level and chroma phase).
- Standalone type FA-125 lineup.

### Block Diagram



FS  
&  
TBC

Analog  
Composite  
1 in

Analog  
Composite  
2 out

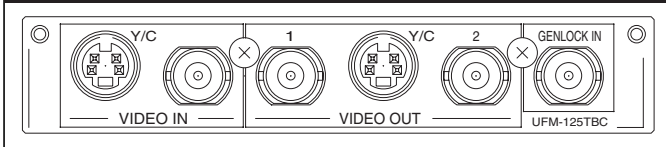
Y/C  
1 in

Y/C  
1 out

## Specifications

Standard	NTSC (UFM-125TBC), PAL (UFM-125TBCP)
Signal Processing	4:2:2 component
Correction	2 field (field inversion prevented)
Sampling Frequency	Y: 13.5MHz, C: 6.75MHz
Quantization	10-bit
Video Input	Analog composite: 1.0Vp-p, 75Ω, 1ea., BNC Y/C: Y: 1.0Vp-p, C: 0.286Vp-p (NTSC) / 0.3Vp-p (PAL), 75Ω, 1ea., 4-pin S-connector
Reference Input	BB: 0.429Vp-p (NTSC) / 0.45Vp-p (PAL), 75Ω or loophrough, 1ea., BNC
Video Output	Analog composite: 1.0Vp-p, 75Ω, 2ea., BNC Y/C: Y: 1.0Vp-p, C: 0.286Vp-p (NTSC) / 0.3Vp-p (PAL), 75Ω, 1ea., 4-pin S-connector
Frequency Response	100kHz - 4.2MHz: -0.5dB - +0.5dB, 4.2MHz - 5.0MHz: -1.0dB - 0dB, roll off above 5.0MHz (NTSC) 100kHz - 5.0MHz: -0.5dB - +0.5dB, 5.0MHz - 5.5MHz: -1.0dB - 0dB, roll off above 5.5MHz (PAL)
S/N Ratio	56dB (no quantization noise)
DG/DP	Within 2% / Within 2° (APL50%)
K-Factor (2T pulse)	Within 1%
H/V Tilt	Within 1%
Residual Jitter	Y: -15nsec - +15nsec, C: -2° - +2°
Process Control	◆ Video Level: -3dB - +3dB ◆ Chroma Level: -3dB - +3dB ◆ Setup Level: -15 IRE - +15 IRE ◆ Chroma Phase: -30° - +30° ◆ H Phase: -2μsec - +2μsec ◆ SC Phase: -180° - +180°
Genlock Phase Control*	
Temperature / Humidity	10°C - 40°C / 30% - 90% (no condensation)
Power / Consumption	Supply from UFM Frame, +12VDC - +24VDC / Approx. 15W
Draw	+12VDC: Approx. 1.25A, +24VDC: Approx. 0.63A
Dimensions / Weight	106 (W) x 303 (D) mm (Front board), 106 (W) x 66.1 (D) mm (Rear board) / Approx. 0.5kg
Necessary Slot	1 slot
Accessories	Operation manual

### Rear View



## Universal Frame Line-up

### UF-106



Universal frame that can install up to 6 UFM modules, provides redundancy and universality, and contributes to reduced system space

### UF-112



Universal frame that can install up to 12 UFM modules, provides redundancy and universality, and supports remote monitoring with installation of control board

## FOR-A COMPANY LIMITED

Head Office : 3-8-1 Ebisu, Shibuya-ku, Tokyo 150-0013, Japan

FOR-A UK Limited : UNIT C71, Barwell Business Park, Leatherhead Road, Chessington Surrey, KT9 2NY, U.K.

FOR-A Italia S.r.l. : Viale Europa 50 20093, Cologno Monzese (MI), Milan, ITALY

FOR-A America Corporate Office : 11125 Knott Ave., Suite #A, Cypress, CA 90630, U.S.A.

FOR-A America East Coast Office : 1065 Avenue of the Americas Suite #1701A New York, NY 10018, U.S.A.

FOR-A America Atlanta Office : 4219 Burns Heritage Trail, Roswell, GA, 30075, U.S.A.

FOR-A America Distribution & Service Center : 2400 N.E. Waldo Road, Gainesville, FL 32609, U.S.A.

FOR-A Corporation of Canada : 425 Queen St. W. #210, Toronto, Ontario M5V 2A5, CANADA

Homepage: <http://www.for-a.com>

+81 (0)3-3446-3936 Fax : +81 (0)3-3446-1470

+44 (0)20-8391-7979 Fax : +44 (0)20-8391-7978

+39 02-254-3635/6 Fax : +39 02-254-0477

+1 714-894-3311 Fax : +1 714-894-5399

+1 212-861-2758 Fax : +1 212-861-2793

+1 770-645-7776 Fax : +1 770-234-5165

+1 352-371-1505 Fax : +1 352-378-5320

+1 416-977-0343 Fax : +1 416-977-0657

